

BACK

ክፍል ተ. የመንግሥት ገንዘብ/ጥብቢክ ፋይናንስ

ወንጠረዥ ተ.1 - ተ.4 :- የመንግሥትን ገቢ፣ መደበኛና የካፒታል ወጪን ይገልጻሉ።

SECTION K. PUBLIC FINANCE

Table k.1. - k.4 :- refer to the central government revenue, current and capital expenditure.

የመንግሥት ገቢና ወጪ
GENERAL GOVERNMENT REVENUE AND EXPENDITURE

ሠንጠረዥ ተ.1 TABLE K.1 በሚሊዮን ብር IN MILLION BIRR

በጀት ዓመት	ገቢ			ወጪ			1982/83**
	ደምር	ከሀገር ውስጥ	ከውጭ ሀገር	ደምር	ደመወዝና ሥራ ማስኬጃ	የካፒታል ወጪ	
1975	2777.8	2100.0	677.8	3325.2	2043.5	1281.7	1982/83**
1976	2897.6	2255.3	642.3	3459.8	2224.8	1235.0	1983/84**
1977	3243.0	2381.1	861.9	3983.1	2419.3	1563.8	1984/85**
1978	3525.7	2479.0	1046.7	4398.4	2466.9	1931.5	1985/86**
1979	3681.9	2697.8	984.1	4593.9	2638.8	1955.1	1986/87**
1980	3995.7	2894.4	1101.3	5133.1	3097.1	2036.0	1987/88**
1981	4328.2	3047.9	1280.3	6042.2	3758.5	2283.7	1988/89**
1982	4417.6	2985.4	1432.2	6539.1	4153.5	2385.6	1989/90**
1983	4449.6	3280.0	1169.6	4913.2	3699.2	1214.0	1990/91
1984	3733.8	2292.0	1441.8	4256.9	3305.1	951.8	1991/92
1985	3657.3	3191.2	466.1	5289.1	3517.9	1771.2	1992/93
1986	4926.1	3938.9	987.2	7202.8	4508.4	2694.4	1993/94
1987	7044.5	5912.8	1131.7	8868.1	5711.6	3156.5	1994/95
1988	8062.9	6966.1	1096.8	9456.7	5894.1	3562.6	1995/96
1989	9381.4	7877.4	1504.0	10142.7	5842.8	4299.9	1996/97
1990	9686.4	8413.1	1273.3	11227.9	7081.3	4146.6	1997/98
1991	11200.7	9557.5	1643.2	15243.9	11099.8	4144.1	1998/99
1992	11207.5	9982.8	1224.7	18033.1	14399.4	3633.7	1999/00
1993	13201.5	10573.5	2628.0	18796.9	14466.1	4330.8	2000/01
1994	12901.0	10476.0	2425.0	16679.0	10550.0	6129.0	2001/02
1995	15710.0	11156.0	4554.0	19840.0	13527.0	6313.0	2002/03
1996	18596.0	13917.0	4679.0	21565.0	13022.0	8543.0	2003/04
1997	20884.0	15591.0	5293.0	25910.0	14342.0	11568.0	2004/05
1998*	24151.0	19493.0	4658.0	30536.0	16444.0	14092.0	2005/06*
1999*	30064.1	21655.1	8409.0	36790.0	18347.8	18442.2	2006/07*
2000*	41701.3	30802.4	10898.9	47747.8	23626.8	24121	2007/08*
	TOTAL	DOMESTIC	FOREIGN	TOTAL	SALARY AND OPERATING COST	CAPITAL EXPENDITURE	BUDGET YEAR
	REVENUE			EXPENDITURE			

የዓመቱ መጨረሻ ሰኔ 30 ነው ::

YEAR ENDING JULY 7

ከገንዘብ ሚኒስቴር የሂሳብ ማጠቃለያ የተገኘ

SOURCE: MINISTRY OF FINANCE, CENTRAL
ACCOUNTING DEPARTMENT

**የበጀት ግምት

** BUDGET ESTIMATE

* ጊዜያዊ ትክክለኛ

* PRELIMINARY ACTUAL

የመንግሥት ገቢ፣ በገቢው ዓይነት
GOVERNMENT REVENUE BY SOURCE

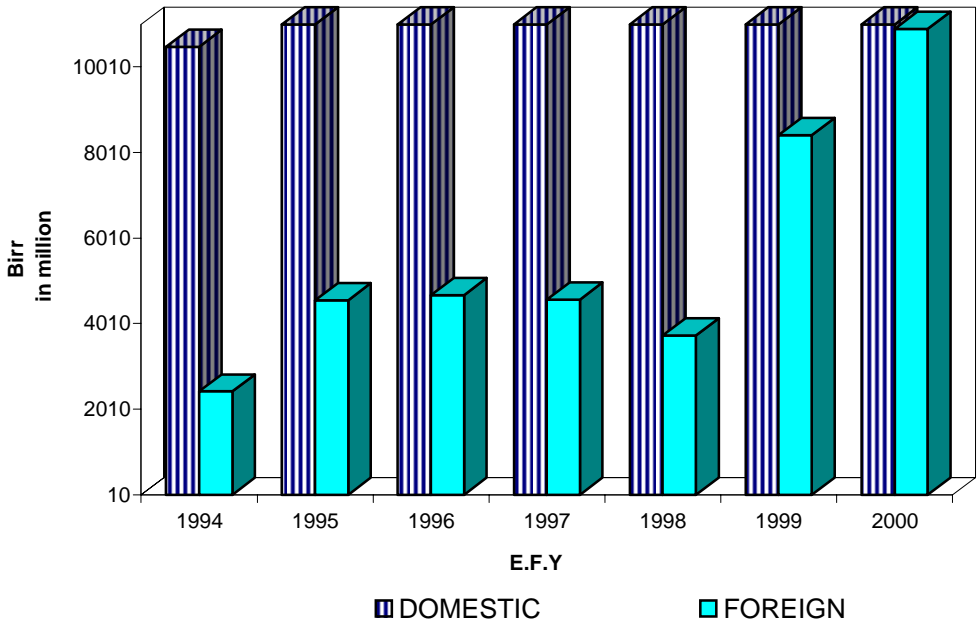
ሠንጠረዥ ተ.2 TABLE K.2 በሚሊዮን ብር IN MILION BIRR

	1998*	1999*	2000*	
የታክሶች ገቢ	14123.0	17353.0	23800.4	TAX REVENUE
አመታዊ የእድገት መጠን በመቶኛ	13.9	22.9	37.2	ANNUAL GROWTH RATE (%)
ከገቢ እና ከትርፍ ላይ የተገኙ ታክሶች	3784.0	4868.0	6626.0	INCOME AND PROFIT TAX
ከደመወዝ ግብር	1414.0	1828.0	2667.0	PERSONAL INCOME TAX
ከኪራይ	32.0	26.0	54.0	RENTAL INCOME TAX
ከንግድ	1741.0	2305.0	3040.0	BUSINESS PROFIT TAX
ከእርሻ	82.0	98.0	136.0	AGRICULTURAL INCOME TAX
ሌላ ገቢ	486.0	595.0	699.0	OTHER INCOME
ከክፍያ ገቢ ግብር	29.0	16.0	30.0	CAPITAL GAINS TAX
ከገጠር መራት ግብር	124.0	130.0	149.0	RURAL LAND USE FEE
ከከተማ መራት ግብር	517.0	170.0	239.0	URBAN LAND LEASE FEE
ቀጥታ ያልሆኑ ገቢዎች	3111.0	3997.0	5093.0	DOMESTIC INDIRECT TAXES
ከሸያጭ /አክሳይስ ታክስ	2301.0	2863.0	3522.0	SALES/ EXCISE/ TAXES
ከነጻ ፋረጥ				PETROLEUM PRODUCTS
ከአልኮል አክሳይስ ታክስ	442.0	528.0	710.0	ALCOHOL & TOBACCO
ሌሎች አክሳይስ ታክሶች	1859.0	2335.0	2812.0	OTHER EXCISE TAXES
ከአገልግሎት ንግድ ታክስ	597.0	856.0	1245.0	SERVICE SALES TAX
ከቴምብር ቀረጥ	213.0	278.0	326.0	STAMP DUTIES
ከውጭ አገር ንግድ ቀረጥ	6587.0	8188.0	11693.4	IMPORT DUTIES AND TAXES
ከገቢ እቃዎች የጥምርክ ቀረጥ	2954.0	3298.0	3892.0	CUSTOM DUTIES
ከሸያጭ አክሳይስ ታክስ	3633.0	4398.0	5098.1	SALES/ EXCISE/ TAXES
ከነጻ ፋረጥ ልሳን ፋረጥ	73.0	243.3	381.6	PETROLEUM PRODUCTS
ከውጭ ከሚገቡ አልኮሎች እና ትምብሆዎች	67.0	79.9	93.2	ALCOHOL AND TOBACCO
ከሌሎች የገቢ እቃዎች	3493.0	4074.8	4623.3	OTHER IMPORTS
ሱር ታክስ	0.0	492.0	2703.3	SUR TAX
ከወጪ እቃ ቀረጥ	0.0	0.0	0.0	EXPORT TAXES
የጥምርክ ቀረጥ	0.0	0.0	0.0	CUSTOM DUTIES
ከቡና ቀረጥ	0.0	0.0	0.0	COFFEE DUTIES
ከቡና ሱር ታክስ	0.0	0.0	0.0	COFFEE SURTAX
ከሌሎች	0.0	0.0	0.0	OTHER
ከትራንዛክሽን ታክስ	0.0	0.0	0.0	TRANSACTION TAX
ታክስ ካልሆኑ ገቢዎች	5371.0	4444.1	7002.0	NON-TAX REVENUE
ከመዋሪያ	379.0	342.9	421.0	CHARGES AND FEES
ከእቃዎችና አገልግሎቶች ሸያጭ	433.0	250.2	389.0	SALES OF GOODS AND SERVICES
ከመንግስት ኢንቨስትመንት	3136.0	2682.0	3661.0	GOV'T INVESTMENT INCOME
ከጠረታ	0.0	0.0	0.0	CONTRIBUTION TO PENSIONS FUND
ከንብረት ሸያጭ	310.0	168.0	355.0	REIMBURSEMENT & PROPERTY SALES
ልዩ ልዩ ገቢዎች	172.0	327.0	479.0	MISCELLANEOUS REVENUE
ሌሎች ልዩ ገቢዎች	941.0	674.0	689.0	OTHER EXTRAORDINARY
ከፕራይቪታይዜሽን ገቢ	0.0		1008.0	PRIVATIZATION PROCEEDS
ጠቅላላ ገቢ	19494.0	21797.1	30802.4	TOTAL REVENUES
አመታዊ ለውጦች በመቶኛ	25.0	11.8	41.3	ANNUAL CHANGES(%)
የውጭ ድጋፍ	3732.0	7583.0	10898.9	EXTERNAL GRANTS
እርዳታ በአይነት	2782.0	3492.0	4434.0	GRANTS IN KIND/EARMARKED
አገልግሎት ያልተወሰነ የገንዘብ ድጋፍ	0.0	0.0	6464.9	DBSgrant & relief
ሲፒኤፍ/ እርዳታ	950.0	4091.0	5476.7	UNTIED CASH & CPF/GRANTS
	0.0	0.0	988.2	HPIC & MDRI relief
ጠቅላላ ገቢና ድጋፍ	23226.0	29380.1	17363.8	TOTAL REVENUE AND GRANTS
	2005/06*	2006/07*	2007/08*	

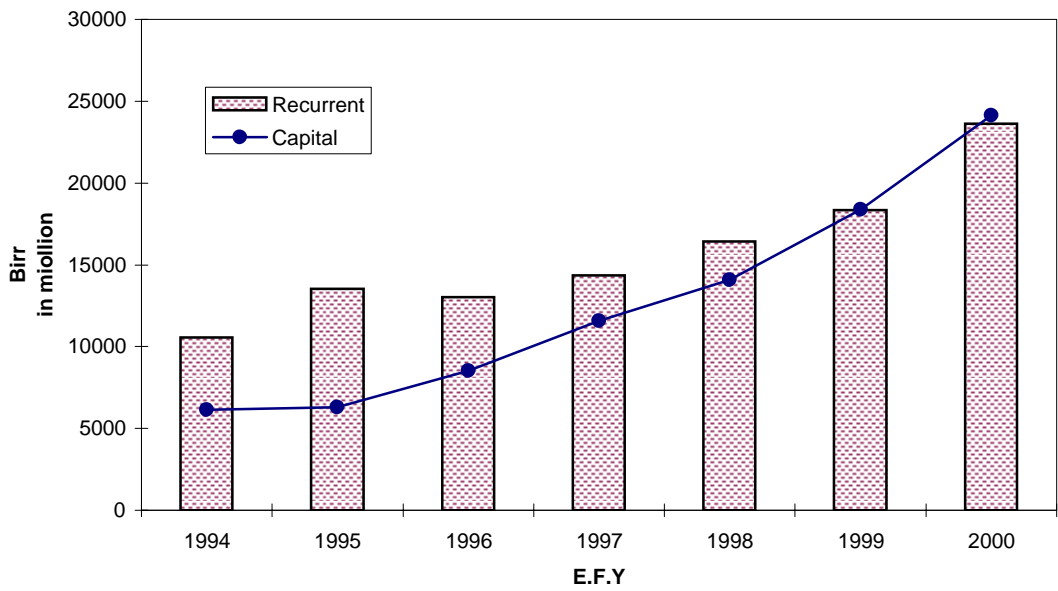
የዓመቱ መጨረሻ ሰኔ 30 ነው ።
YEAR ENDING JULY 7
ከገንዘብ ሚኒስቴር የሂግብ ማጠቃለያ የተገኘ
SOURCE: MINISTRY OF FINANCE, CENTRAL ACCOUNTING DEPARTMENT

* ጊዜያዊ ትክክለኛ
* PRELIMINARY ACTUAL
+ የታረመ
+ REVISED

K1. GENERAL GOVERNMENT REVENUE



K2. GENERAL GOVERNMENT EXPENDITURE



የመንግሥት ወጪ፣ በወጪ ዓይነት፣ ገቢ በገቢ ዓይነት
 GOVERNMENT EXPENDITURE AND REVENUE BY PURPOSE

ሠንጠረዥ ተ.3	TABLE K.3			በሚሊዮን ብር	IN MILION BIRR
ወጪ	1998*	1999*	2000*		
ሀ. መደበኛ ወጪ	16444.0	18347.8	23626.8	A. RECCURENT EXPENDITURE	
1. ለጠቅላላ አገልግሎት	6522.0	7041.0	9129.0	1. GENERAL SERVICES	
2. ለማህበራዊ አገልግሎት	4996.0	6193.0	8662.0	2. SOCIAL SERVICES	
3. ለኢኮኖሚ አገልግሎት	2009.0	2198.0	3110.0	3. ECONOMIC SERVICES	
4. ለጡረታ	0.0	0.0	0.0	4. PENSION	
5. ለእዳ ክፍያ	2264.0	2429.8	1965.8	5. PUBLIC DEBT	
6. ለልዩ ልዩ ወጪዎች	67.0	75.0	359.0	6. MISCELLANEOUS EXPENDITURE	
7. ድጎማ	0.0	0.0	0.0	7. SUBSIDIES	
8. ከውጭ እርዳታ	586.0	411.0	401.0	8. EXTERNAL ASSISTANCE	
9. ሴፍቲ ኔት	0.0	0.0	0.0	9. SAFETY NET	
ለ. የካፒታል ወጪ	14042.0	18397.0	24121.0	B. CAPITAL EXPENDITURE	
1. ለኢኮኖሚ	10426.0	11367.0	17728.9	1. ECONOMIC DEVELOPMENT	
2. ለማህበራዊ ኑሮ እድገት	3099.0	5997.0	5426.1	2. SOCIAL DEVELOPMENT	
3. ለጠቅላላ አገልግሎት	517.0	1033.0	966.0	3. GENERAL SERVICES	
4. ሌሎች ወጪዎች	-	-	-	4. OTHERS	
ሐ. የካፒታል ድጋፍ	50.0	44.3	-	C. SINKING FUND	
ጠቅላላ ወጪ	30536.0	36789.1	47747.8	TOTAL EXPENDITURE	
ገቢ				REVENUE	
ሀ. መደበኛ ገቢ	19183.0	21487.1	30802.4	A. ORDINARY REVENUE	
1. ቀጥታ ቀረጦች	4424.0	5168.0	7014.0	1. DIRECT TAXES	
2. ቀጥታ ካልሆኑ ቀረጦች	3111.0	3997.0	5093.0	2. INDIRECT TAXES	
3. ከውጭ አገር ንግድ ቀረጦች	6587.0	8188.0	11693.4	3. FOREIGN TRADE TAXES	
4. ያልተቀረጡ ገቢዎች	5061.0	4134.1	7002.0	4. NON-TAX REVENUE	
ለ. የካፒታል ገቢ	310.0	168.0	-	B. CAPITAL RECEIPTS	
ሐ. የውጭ አገር እርዳታ	4658.0	8409.0	10898.9	C. EXTERNAL ASSISTANCE	
መ. ከወጭ ቀረ	-6385.0	-6725.9	6046.0	D. CASH BALANCE	
ሠ. ብድር	4531.0	6247.0	8796.0	E. BORROWINGS	
1. ከውጭ አገር	1520.0	4259.0	2396.0	1. EXTERNAL	
2. ከአገር ውስጥ	3011.0	1988.0	6400.0	2. INTERNAL	
ጠቅላላ ገቢ እና እርዳታ	24151.0	30064.1	41701.3	TOTAL REVENUE AND GRANTS	
	2005/06*	2006/07*	2007/08*		

...መረጃ አልተገኘም
 ... DATA NOT AVAILABLE
 የዓመቱ መጨረሻ ሰኔ 30 ነው
 YEAR ENDING JULY 7

ከገንዘብ ሚኒስቴር የሂሳብ ማጠቃለያ የተገኘ
 SOURCE:- 1. MINISTRY OF FINANCE, CENTRAL ACCOUNTING DEPARTMENT

* ጊዜያዊ ትክክለኛ
 * PRELIMINARY ACTUAL

የመንግስት መደበኛ ወጪ
CURRENT GOVERNMENT EXPENDITURE

ሠንጠረዥ ተ.4 TABLE K.4

በሚሊዮን ብር IN MILLION BIRR

	1998 ¹	1999 ²	2000 ³	
ጠቅላላ አገልግሎት	6522.0	7041.0	9129.0	GENERAL SERVICES
ለግዕዝላዊ መንግስት	786.0	913	1437	ORGAN OF THE STATE
ለአገር መከላከያ	3009.0	3005	3453	NATIONAL DEFENCE
ለፍትህ	319.0	446	748	JUSTICE
ለአገር ውስጥ ጥበቃ	1201.0	1367	1800	PUBLIC ORDER & SECURITY
ለጠቅላላ አገልግሎት	1207.0	1310	1691	GENERAL SERVICES
ለኢኮኖሚ አገልግሎት	2008.0	2198.0	3110.0	ECONOMIC SERVICES
ለግብርና	1566.0	1692	2329	AGRICULTURE AND NATURAL RESOURCES
ለንግድና ኢንዱስትሪ	142.0	178	244	TRADE AND INDUSTRY
ለማዕድንና ሀይል	38.0	52	49	MINES AND ENERGY
ለቱሪዝም	10.0	-	-	TOURISM
ለትራንስፖርትና መገናኛ	33.0	50	155	TRANSPORT AND COMMUNICATIONS
ለኮንስትራክሽን	198.0	187	282	CONSTRUCTION
ለኢኮኖሚ ልማት ጥናት	21.0	39	51	ECONOMIC DEVELOPMENT STUDY
ለሕዝባዊ አገልግሎት	4995.0	6193.0	8662.0	SOCIAL SERVICES
ለትምህርትና ሥልጠና	3906.0	4910	6621	EDUCATION AND TRAINING
ለባህልና ስፖርት	82.0	121	347	CULTURE AND SPORTS
ለጤና ጥበቃ	822.0	1011	1484	PUBLIC HEALTH
ለማህበራዊ ጉዳዮች	143.0	104	137	LABOUR AND SOCIAL AFFAIRS
ለመልሶ ማቋቋም	42.0	47	73	REHABILITATION
ሌሎች ወጪዎች	0.0	-	-	OTHERS
የጡረታ ወጪ	0.0	0	0	PENSION EXPENDITURE
ዕዳ መክፈያ	2264.0	2429.8	1965.8	PUBLIC DEBT
የአገር ውስጥ ዕዳ ወለድ	621.0	726.5	908	INTERNAL DEBT INTEREST
የአገር ውስጥ ዕዳ	276.0	304.6	430.2	INTERNAL DEBT PRINCIPAL
የውጭ አገር ብድር ወለድ	433.0	480	225.2	EXTERNAL DEBT INTEREST
የውጭ አገር ዕዳ	934.0	918.7	402.4	EXTERNAL DEBT PRINCIPAL
ልዩ ልዩ ዕዳዎች	67.0	75	359	MISCELLANEOUS
ለድጎማ	0.0	0	0	SUBSIDIES
ከውጭ አገር ዕርዳታ	586.0	411	401	EXTERNAL ASSISTANCE
ለሴፍቲ ኔት	0.0	0	0	SAFETY NET
ድምር	16442.0	18347.8	23626.8	TOTAL RECURRENT EXPENDITURE
ዓመታዊ እድገት	14.6	11.6	28.8	ANNUAL GROWTH (%)
	2005/06 ⁴	2006/07 ⁵	2007/08 ⁶	

የዓመቱ መጨረሻ ሰኔ 30 ነው ::

YEAR ENDING JULY 7

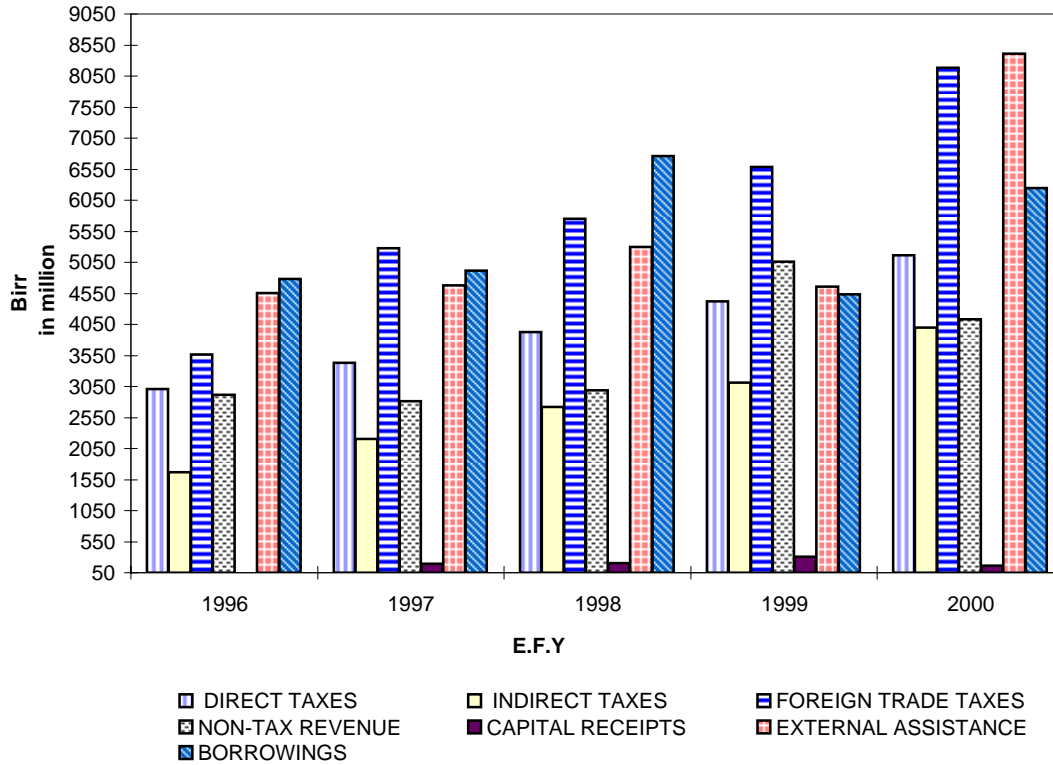
ከገንዘብ ሚኒስቴር የሂሳብ ማጠቃለያ የተገኘ

SOURCE: MINISTRY OF FINANCE, CENTRAL ACCOUNTING DEPARTMENT

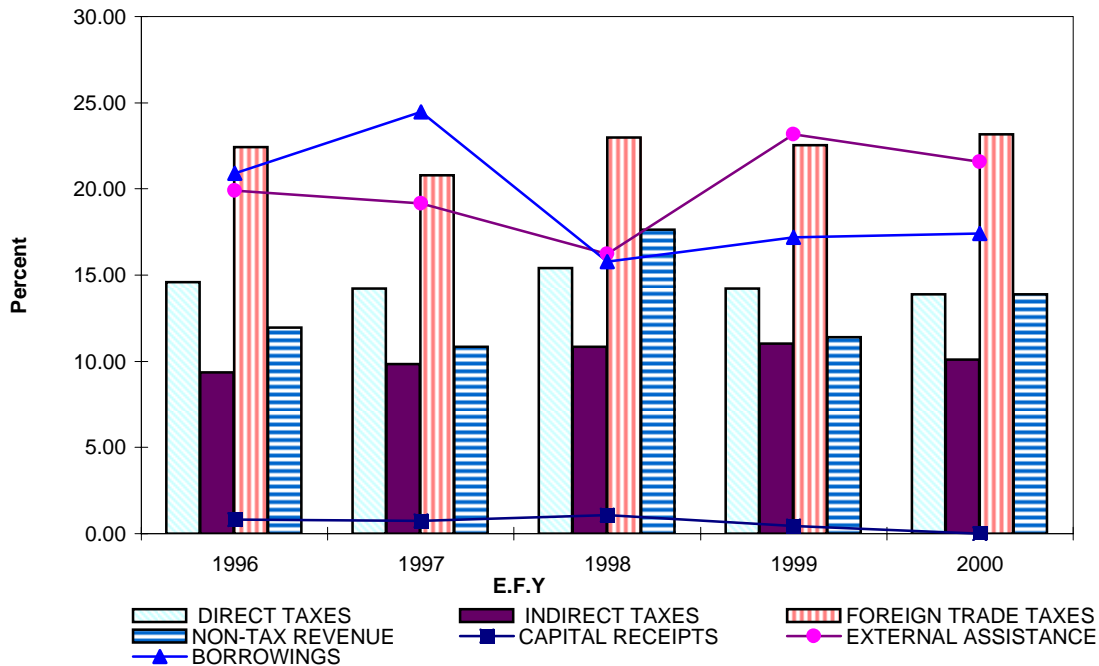
* ጊዜያዊ ትክክለኛ

* PRELIMINARY ACTUAL

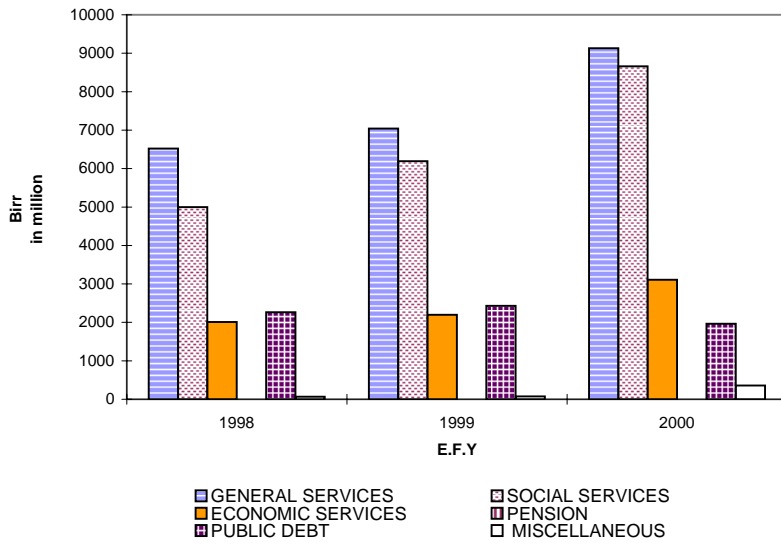
K3. GENERAL GOVERNMENT REVENUE BY SOURCE



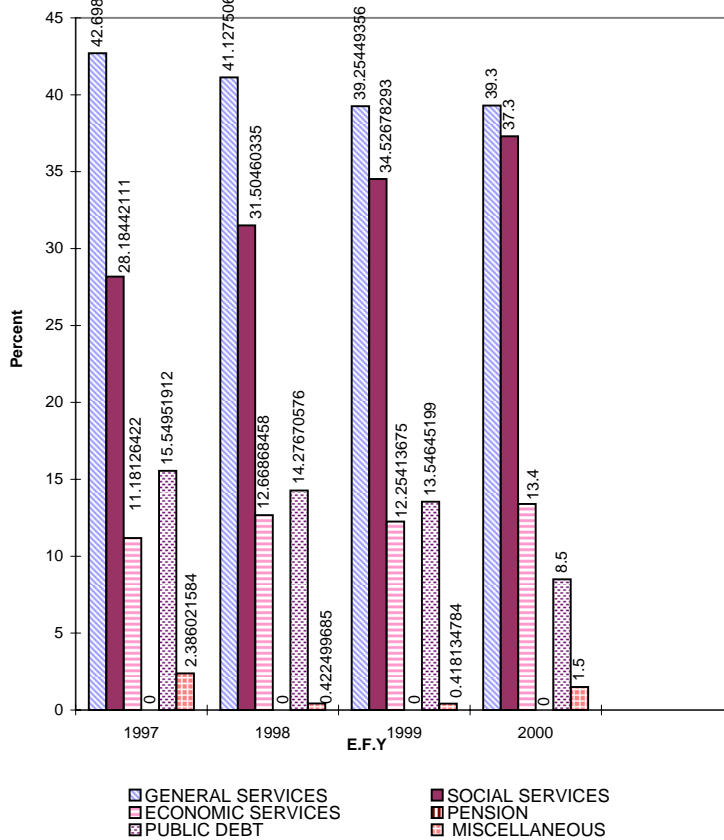
K4. PERCENTAGE COMPOSITION OF GOVERNMENT REVENUE BY SOURCE



K5. RECURRENT GOVERNMENT EXPENDITURE



K6. PERCENTAGE COMPOSITION OF RECURRENT GOVERNMENT EXPENDITURE



K7. GENERAL GOVERNMENT CAPITAL EXPENDITURE

